

## Contact

+49 89 189 41 49-11

[info@bay-sensortec.com](mailto:info@bay-sensortec.com)



## Piezo resistive Accelerometer

**BST 13C** Uniaxial


### Features

- Meets SAE-J211
- Damping 0.7
- Small size and rugged Cable
- Aluminium Housing
- DC Response

### Application

- Crash test
- Shock test

### Dimensions

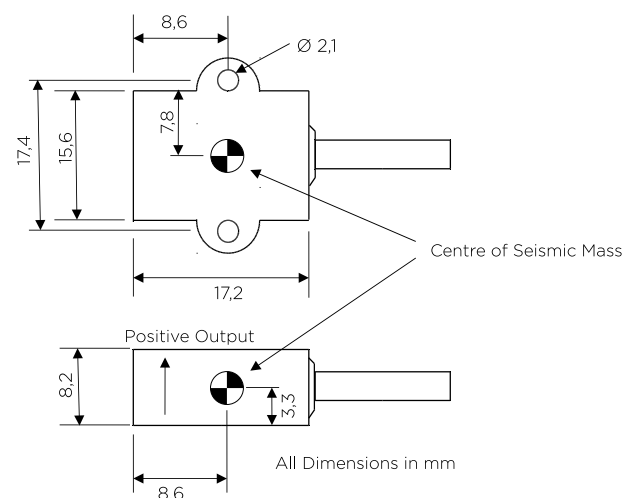


### Description

The new model BST 13C is a uniaxial accelerometer based on piezo resistive technology. This accelerometer is designed for impact testing. With the fully Wheatstone-Bridge (4 wire system) configuration helps to connect the sensor on all data acquisition systems. The very light weight and small size of the sensor makes it easy to mount it on difficult positions at the car for a crash test or for shock test application.

Do to the anodized aluminium housing and the position of the seismic mass makes it possible to use it for crash test. With a 6 m, very rugged, shielded and flexible 4-wire cable are all common connectors are mountable. As an option, we supply the sensor with a Dallas ID and a Shunt resistor in the connector.

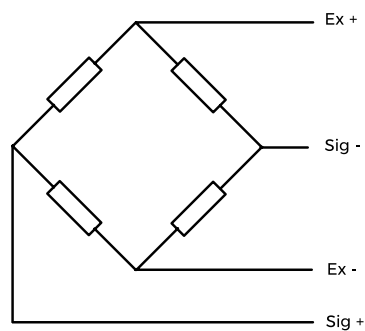
A calibration for the sensor is obligatory.



## Specifications

Range (g)	500	1000	2000
Sensitivity (mV/V/g)	0,035	0,018	0,016
Frequency 5% (Hz)	2000	2750	3000
Resonance Frequency (kHz)	>13	>18	> 20
Damping ratio	0.7	0.7	0.7
Shock limit (g)	6000	8000	8000
Supply voltage	3 to 10 VDC constant		
Zero measurement output	+/- 50 mV		
Thermal Shift Zero	< +/- 0.05 % FSO		(0° to 50° C)
Thermal Shift Span	- 0.2 % /°C +/- 0.05		(0° to 50° C)
Operation Temperature	-20° to 80° C		
Housing Material	Aluminium, anodized		
Dimensions	15.6 (24.4) x 17.2 x 8.2 mm		
Weight	4 gram without cable		
Bridge Resistance	1500 to 2000 Ohm		
Cable	6 m, 4wire, shielded PUR, AWG 30		

## Diagram



## Cable Code

Red = Excitation +      Green = Signal +  
 Black = Excitation -      White = Signal -

## Order information

BST 13C-1000-6Z  
 13C = Model Name  
 1000 = Range 1000 g  
 6 = 6 m cable  
 Z = no connector