

Contact

+49 89 189 41 49-11

info@bay-sensortec.com



Piezo resistive Accelerometer

BST 17C Uniaxial


Features

- Meets SAE-J211
- Damped
- Small size and rugged Cable
- Aluminium Housing
- DC Response

Application

- Crash test
- Shock test
- Slid test

Dimensions

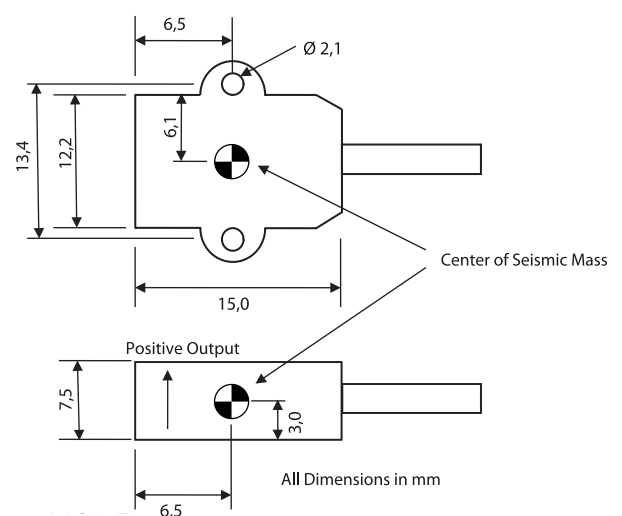


Description

The new model **BST 17C** is a uniaxial accelerometer based on piezo resistive technology. This accelerometer is designed for impact testing. With the fully Wheatstone-Bridge (4 wire system) configuration helps to connect the sensor on all data acquisition systems. The very light weight and small size of the sensor makes it easy to mount it on difficult positions at the car for a crash test or for shock test application.

Do to the anodized aluminium housing and the position of the seismic mass makes it possible to use it for crash test. With a 6 m, very rugged, shielded and flexible 4-wire cable are all common connectors are mountable. As an option, we supply the sensor with a Dallas ID and a Shunt resistor in the connector.

A calibration for the sensor is obligatory.

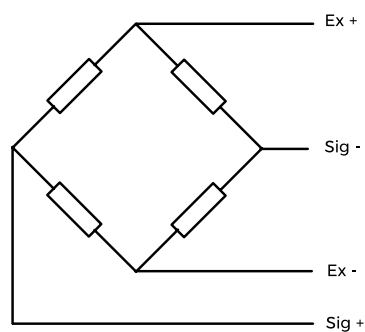


Specifications

Range (g)	500	1000	2000
Sensitivity (mV/V/g)	0,03	0,018	0,016
Frequency 5% (Hz)	2000	2750	3000
Resonance Frequency (kHz)	>13	>18	> 20
Damping ratio	0.7	0.7	0.7
Shock limit (g)	6000	8000	8000
Supply voltage	3 to 10 VDC constant		
Zero measurement output	+/- 50 mV		
Thermal Shift Zero	< +/- 0.05 % FSO	(0° to 50° C)	
Thermal Shift Span	- 0.2 % /°C +/- 0.05	(0° to 50° C)	
Operation Temperature	-20° to 80° C		
Housing Material	Aluminium, anodized		
Dimensions	16.4 x 15.0 x 7.5 mm		
Housing Weight	3 grams		
Cable	AWG 30, 4 wire, shielded, PUR		
Cable Weight	12 grams per meter, Ø 3,0 mm		

All data are typical at 23°C and 10 Vdc supply.

Diagram



Cable Code

Red = Excitation + Green = Signal +
 Black = Excitation - White = Signal -

Order information

BST 17C-1000-6Z

17C = Model Name
 1000 = Range 1000 g
 6 = 6 m cable
 Z = no connector